

**STUDENT KIT (ABSOLUTELY FREE)**



Key Chain



Pen



Notepad



Tutorial DVD



Referral Coupon



Kit Folder

**MULTI UTILITY STUDENT PANEL**



Course Details Tracking



Certificate Display



e-Books



Training Schedules



Tutorial



Placements Notification



Digital Safe For Document

**TRANSFER FACILITY**

Transfer facility in 100+ centres across India. Free 1 year revision on any upgrade version.



**INDUSTRIAL VISITS**



Live Projects



Workshops & Seminar



Industry Visit



Site Visit

**PLACEMENT ASSISTANCE**



Placement Guidance



Vacancy Alert



Career Counseling

**EXPLORE COURSES**



**CORPORATE OFFICE :**

Pixel Tower, Beside Morani Motors, Sitabari, Tonk Road, Jaipur-11 (Raj.)

Helpline : +91-7378123123, 7378123128

**AREA OFFICE :**



www.caddeskindia.com

# Course Summary

CIVIL / ARCHITECTURE & OTHERS



## CERTIFICATION LEVEL



## WHY CAD DESK ?

CAD DESK assures it's students to provide the best quality training and to make them industry ready.

### LATEST CURRICULUM

CAD DESK keeps updated training modules, courses, technology and training methodology as per industrial requirement. You can entrust latest curriculum with CAD DESK that leads you miles ahead.

### CERTIFIED TRAINERS THROUGH CCTP

Our trainers are certified by CAD DESK certified trainer program. This ensures that students are delivered a uniform and quality training by faculty at every centre of CAD DESK.

### TRAINING DAY WISE SCHEDULE

Students are provided day wise schedules of every course to ensure coverage of entire syllabus. These schedules are available on students panel.

### TRAINING FEEDBACK BY HEAD OFFICE

CAD DESK takes regular feedback from enrolled students to ensure all round satisfaction. This entrust that students are provided quality training, books, proper infrastructure & live projects.

### LATEST COURSEWARE

CAD DESK has new developed and updated courseware and exercise books, that are provided to every students. These books have ease to learn approach.



## AutoCAD


CAD stands for "Computer Aided Design." AutoCAD is a two-dimensional and three-dimensional design software produced by the Autodesk Company. It is a computer-aided drafting software program used to create blueprints for buildings, bridges, computer chips, machineries & products among other things. It includes a powerful suite of features to improve workflow and create true-to-life maps, diagrams, structures and schematics. AutoCAD is used across a wide range of industries, by architects, project managers, engineers, graphic designers, and many other professionals.

### IT CAN BE USED IN VARIOUS FIELDS OF OPERATION SUCH AS :

- As an Engineering Drafting Tool.
- As a Graphic Design Tool.
- As an architectural planning tool.
- In 3D Printing.
- In the Fashion Industry.
- As an Industrial Design Tool.

### LEARNING OBJECTIVES

- 2D Drafting.
- Drafting Setting Toolbar.
- Modifying Toolbar.
- Annotation.
- Styles Managers.
- Layer.
- Palettes.
- Design Center.
- Geometric and Dimensional Constraints.
- Express Tools.
- Linking and Extraction.
- Plotting.
- 3D Modeling.
- Render, Animation.



## 3DS Max

3DS Max is an animation software from Autodesk which provides a comprehensive 3D modeling, animation, rendering, and compositing solutions for different industries.

## Photoshop

Adobe Photoshop is a complex graphics and image editing software and paint program.

## Vray

V-Ray is the most complete lighting, shading and rendering toolkit on the market, making speed and simplicity accessible to all artists. It delivers powerful feature set, technical advances and support for open source technologies.



02



### 3DS MAX

- 3D modeling and texturing.
- Standard primitives
- Extended primitives
- Layer manager
- Material library
- Parametric deformer
- Light effects
- 3D rendering.
- Configurable user interface.
- Adobe after Effects interoperability.
- Exporting to CAD
- Compositing integration.
- Animation and VFX.
- Walk through.

### ADOBE PHOTOSHOP

- Working with images
- Resizing & cropping
- Layers & painting
- Retouching & Masking
- Color correction
- Special effects
- Layout & editing
- 3D compositing.


### V-RAY

- Realistic / imaginary Lighting.
- Visual effects.
- Day and night scene.
- Realistic visualization.
- Material Library.



### REVIT ARCHITECTURE

- Walls.
- Doors and Windows. component.
- Managing Views.
- Ceiling & Lighting.
- Curtain Walls & Stairs.
- Ramp, Railing and Ramps, Rooms.
- Material Takeoff.
- Massing.
- Visibility & Graphics.
- Site Design.



03

### GOOGLE SKETCHUP

- Navigating the interface.
- Configuring toolbars and tray windows.
- Selecting and moving objects.
- Drawing lines and shapes.
- Creating 3D text.
- Measuring and labeling objects.
- Using organizational tools.
- Working with components.
- Creating and applying materials.
- Animating and rendering your drawings.

## Revit Architecture

Autodesk Revit Architecture is an architectural design and documentation software application for architects and building professionals resolve limitation of 2D workings. Building information model is the feature that make up Revit Architecture are specifically designed to support architects and allied services.

## Google Sketchup

SketchUp is an easy-to-use 3D modeling application. In this course, get up to speed with SketchUp by gaining a foundational understanding of the drawing, design, and rendering tools offered in the 2018 version of this powerful software





# Staad Pro

STAAD.Pro is a structural analysis and design software. It is capable of analyzing and designing civil engineering structures such as buildings, bridges, tunnels and space trusses, plants and footings. STAAD Pro generalize software for structural engineering and incorporate many analysis methods like static, linear, nonlinear, pushover, FEM etc.

# Etabs

ETABS is an engineering designing software that caters to multi-story building analysis and design. E-Tabs is well equipped to handle simplified lateral procedures, Push-over analysis, Response Spectrum Analysis and Response History Analysis. One of the biggest advantage apart from analysis and of ETABS is having capabilities to generate drawings as well.



## STAAD.PRO

- Overview of Structural Analysis and Design.
- Geometry creation Methods.
- Supports Assignment.
- Calculating Building Loads.
- Introduction to Floor load & Live load as per IS 875-I & II.
- Introduction to RCC Design As per IS 456.
- Wind Load Design As per IS 875 III.
- Calculation of wind load as per IS 875 part 3.
- Seismic analysis & design as per IS-1893.
- Steel design in STAAD.Pro as per IS-800.
- FEM modelling in STAAD.Pro.

## ETABS

- Draw Floor/Wall Objects.
- Add Structural Objects Manually.
- Select Structural Objects.
- Edit the Model Geometry.
- Load the Structural Model.
- Define Load Cases.
- Analyze the Model.
- Result Verification.
- Design & Detailing.



## QUANTITY TAKEOFF

- Estimation.
- Take off tools.
- Manual takeoff tools.
- Automatic takeoff tools.
- Organizing projects.
- Work breakdown.
- Structure.
- Area takeoff tools.
- Catalog.
- Create catalog.
- DWG Image creation.



## REVIT STRUCTURE

- Walls.
- Column.
- Foundation.
- Beam.
- Floors and Slab.
- Reinforcement.
- Column Rebar Detailing.
- Truss.
- Schedule.
- Symbols.
- Sheet.
- Visibility & Graphics.
- Legend.
- In-Place Families.
- Family Creation.

# Revit Structure

Revit Structure is a Building Information Modeling (BIM) tool for structural engineers, which associatively may work with Revit architecture models. Revit structure is an extension in Revit architecture and used by design engineers to model an place structural components like beam, column, footing, walls etc. as per architectural requirement.

# Quantity Take Off

Estimation and costing is an essential part of building construction and accurate forecasting the cost of future projects is an important skill for civil engineers and cost estimators. Quantity Take off is the software that can automatically calculate quantities from a drawing results.





# MX Road

MX Road is an advanced modelling tool developed by Bentley that enables the design of all types of roads. MX road is based on 3D string modelling technology which creates 3D surface and thus providing user relevant picture of project. It is capable of doing all roads related work like alignment fixing, super elevation, pavement layers, intersection design everything with high accuracy and super ease.

# Civil 3D

AutoCAD Civil 3D software is a civil engineering design and documentation solution that is used for designing, drafting and documentation, analysis, defining workflows, surveying and mapping of civil projects. It's a powerful tool for civil engineers and useful in planning and placement of any structure which is being constructed on earth.



## MX ROAD

- Introduction.
- CAD Environment.
- Enhanced menu and GUI changes.
- Element of geometry design.
- Status: Deriving information from display.
- Surface analysis.
- Edit models.
- Design- quick alignment.
- Design- Vertical profile.
- Design - alignment by element method.
- Road design- carriageways.
- Junction design.

## CIVIL 3D

- Styles and Objects.
- Feature Lines.
- Working with Survey Tools.
- Working with Points.
- Transferring Data.
- Designing Corridors.
- Grading.
- Working with Sections.
- Working with Pipe Networks.
- Working with Pressure Pipe Networks.
- Rendering.



## MS PROJECT

- Understand the topics required to create a project plan.
- Setup the software.
- Define calendars.
- Add tasks and organize tasks.
- Format the display.
- Add logic and constraints.
- Use tables, views and filters.
- Records and track the progress.
- Create and assign resources.
- Analyse resources.
- Update resources projects.
- Customize the projects options.
- Understand the different techniques for scheduling.



## PRIMAVERA

- Creating a new project
- Linking of activities
- Successors & Predecessors.
- Project scheduling.
- Creation of Base calendar.
- Entering a non-work period in project.
- Adjusting thickness of Activities Bar.
- Changing the Bar color.
- Change of End point shape and color Labelling of Activity Bar.
- Column Sight lines Customization.
- Types of Activity form.
- Activity Data Type item.
- WBS Type, Structure creation in WBS, Entering Data in WBS, Organizing the WBS activities.

# MS Project

Microsoft Office Project, also referred to as Microsoft Project, is a suite of tools for more efficient project and portfolio management. Project is used in a variety of industries including construction, manufacturing, pharmaceuticals, government, retail, financial services and health care. The main modules of Microsoft Project include project work and project teams, schedules and finances.

# Primavera

Primavera currently managed by Oracle Inc., is a powerful planning tool use in all over the world to plan projects mainly in terms of time, resources and cost. It includes project management, product management, collaboration and control capabilities, and integrates with other enterprise software such as Oracle and SAP's ERP systems.



## Master Diploma in IACD

The need for professional Interior designers has increased as they can give the best possible design by combining the functional, technical and economic aspects of design with the human, aesthetic & psychological considerations.

## Diploma in Architecture Planning and 3D Modeling

In the world of architectural design the challenge is to convey the vision into reality so that the customer can see their future home, building or project. Our process for 3D Architectural Modeling allows us to print/build the landscape, property and background in highly detailed 3-dimensional scale models that can have multiple color options.



08



### MASTER DIPLOMA IN IACD

- Drawing skills for interior designing.
- Art and graphics.
- Building and construction.
- Foundation & cavity wall, bricks & stones masonry, doors & windows, arches & lintels, carpentry joints, flooring.
- Furniture design.
- Interior design studio.
- Interior product and material.
- AutoCAD 2D 3D.
- Building and construction paneling, partition, false ceiling, elevator / escalator.
- Interior design studio.
- Interior product material.
- landscape design & Vastu.
- 3DS Max, Revit & Photoshop.

### DIPLOMA IN ARCHITECTURE PLANNING AND 3D MODELING

1. 7 Days basic of architecture.
2. AutoCAD (2D, PT, 3D).
3. Building designing Bye laws for planning or designing.
4. Architecture Project On AutoCAD.
5. 3DS Max Architecture & Interior.
6. Project on 3DS Max.
  - (a) Interior of drawing/ Dining/ Bedroom/ Toilet etc. (Related to AutoCAD project).
  - (b) Exterior view of Building (Related to your auto cad project).
  - (c) Isometric Rendering with Photoshop.
  - (d) Interior Furnishing (Commercial & Non Commercial).
  - (e) Walkthrough.
7. AutoCAD, 3DS MAX & MS Office



## OUR ALL INDIA TRAINING NETWORK



Our Presence

Becoming...  
a leading training network of  
**India**

CAD DESK is a registered trademark of Parshi Training & Technical Services Pvt. Ltd. with 170+ centres in 24 States across India